

Stop

Duffy (Arr. Samantha O'Brien, 2019)

A Dm $\text{♩} = 110$

Pno

Measures 1-4 of the piano accompaniment for system 1. The right hand plays a rhythmic pattern of quarter notes and eighth notes, while the left hand plays a steady bass line of quarter notes.

Pno

Measures 5-8 of the piano accompaniment for system 2. The right hand continues the rhythmic pattern, and the left hand maintains the bass line.

Pno

Measures 9-12 of the piano accompaniment for system 3. The right hand continues the rhythmic pattern, and the left hand maintains the bass line.

Pno

Measures 13-16 of the piano accompaniment for system 4. The right hand continues the rhythmic pattern, and the left hand maintains the bass line.

Pno

Measures 17-20 of the piano accompaniment for system 5. The right hand continues the rhythmic pattern, and the left hand maintains the bass line.

KD.

F G⁷

Tread

Pno

Measures 21-24 of the musical score for system 6. The keyboard part (KD.) has rests for the first three measures, followed by a quarter note in the fourth measure. The piano accompaniment (Pno) continues. Chords F and G⁷ are indicated above the keyboard part. The instruction 'Tread' is written below the keyboard part.

B Dm Finger click stop

25

KD.

Ch.

Pno

- ing down the street I've got the vibe in my feet... I'm_ feel-ing an - gry... Thoughts

An - gry...

Measures 25-28 of the musical score for system 7. The keyboard part (KD.) has a quarter note in the first measure, followed by rests. The vocal part (Ch.) has lyrics: '- ing down the street I've got the vibe in my feet... I'm_ feel-ing an - gry... Thoughts'. The piano accompaniment (Pno) continues. The instruction 'Finger click stop' is written above the keyboard part. The lyrics 'An - gry...' are written below the vocal part.

KD. of what you said are spin-ning round in my head. I'm_ feel-ing con - fused. I'm

Ch. Con - fused_

Pno.

KD. **F** **G** **F**
lov-in' life right now_ but you're drag-ging me down. I don't know what to do but say___ it___ to you.

Ch. ooh

Pno.

C Dm **G⁷** Dm **G⁷**
KD. Stop, just what you're do-in' to me,_ you drive me mad. Oh ba-by, why can't you see___ that I'm

Ch. Stop! Mad! that I'm

Pno.

KD. **Dm** **F** **G** **F**
sad?___ You spin me round_____ and you make me diz - zy.---

Ch. ooh

Pno.

45 Drums stop

KD.  Sit-

Pno. 


49 **D** Shaker stop


KD.  - ting with my friends I wait__ by the phone . I'm__ gon-na give you,__ a__ piece


Ch.  give you__

Pno. 

53

KD.  __ of my mind 'cause it's a - bout__ time__ some-one told you... You're

Ch.  told you__

Pno. 

57

KD.  act-in' like a child and it's driv-in' me wild, I don't know what to do but say__ it__ to you.

Ch.  ooh

Pno. 

E

61 Dm G⁷ Dm G⁷

KD. *Stop,* just what you're do-in' to me, _ you drive me mad. Oh ba-by, why can't you see _ that I'm

Ch. *Stop!* Mad! that I'm

Pno.

65 Dm Shaker restart F G F

KD. *sad? _ You spin me round _ and you make me diz - zy. _*

Ch. ooh

Pno.

69 Dm G⁷ Dm G⁷

KD. *Stop,* just what you're do-in' to me, _ you drive me mad. Oh ba-by, why can't you see _ that I'm

Ch. *Stop!* Mad! that I'm

Pno.

73 Dm F G F

KD. *sad? _ You spin me round _ and you make me diz - zy. _*

Ch. ooh

Pno.

Finger click restart

77 **F** Tamb, Drums & Shaker stop **2**

mmm you be - tter

82 **G** Tamb, Drums & Shaker restart

stop you be-tter stop you be-tter stop you be-tter stop

90 Finger click stop

ooh

Stop! Stop!

94

aah ooh

Stop! Stop!

98 **H** 4 times

KD. *ooh*
aah

Ch. 4 times

Stop! *you be-tter stop* *you be-tter stop* *just what you're do-in' to me*

Pno.

102 **I**

KD. *stop*—

Pno.